



# Winton Motor Raceway

## Round 2 : March 12 - 14



Date: 14/03/21  
 Event: R16  
 Weather: Sunny - Temp: 21.5C  
 Track: Dry - Temp: 39.5C

### Race 3

Started at: 16:15:11  
 Laps: 6  
 Starters: 21  
 Printed at: 16:37

### PROVISIONAL CLASSIFICATION

Pos	No	Name	Machine	Laps	Race Time	Behind Leader	Behind Prev	Fastest Lap	On Lap	Top Speed
1	50	Carter THOMPSON (NSW) / MotoStars / RS+C / Doctor Mak / Yamaha / YRD / Motul / Pirelli	Yamaha YZF-R3	6	9:10.473			1:30.739	4	163
2	72	Benjamin BAKER (NSW) / YRD / YMI / Shoei / Alpinestar / West Sliders / SCK / Utech Design	Yamaha YZF-R3	6	9:14.815	4.342	4.342	1:31.221	2	165
3	3	Cameron DUNKER (NSW) / MotoStars / RS+C / Doctor Mak / Yamaha / YRD / Motul / Pirelli	Yamaha YZF-R3	6	9:16.913	6.440	2.098	1:31.600	2	166
4	121	Reece OUGHTRED (VIC) / ProGP Racing / Dynoverks / Flux Fitness / Moto GC / TT Motorcycles / JAG / Sign Pro	Yamaha YZF-R3	6	9:17.269	6.796	.356	1:31.510	3	167
5	63	Clay CLEGG (NSW) / Williamson Bros / Akubra / Mavin Truck Centre / Central West Electrical	Yamaha YZF-R3	6	9:25.927	15.454	8.658	1:33.096	2	164
6	95	Matthew RINDEL (VIC) / Gears Racing / Mick Hone M-cycles / Woodcraft / Top Hat Barber Shop / AMX	Yamaha YZF-R3	6	9:25.929	15.456	.002	1:33.034	6	167
7	78	Caleb GILMORE (MWT) / Metcher Motorsport / Siemec / Fuspport / Yamaha / YRD / YamaLube	Yamaha YZF-R3	6	9:26.237	15.764	.308	1:32.927	6	164
8	58	Lucas QUINN (QLD)	Yamaha YZF-R3	6	9:29.964	19.491	3.727	1:33.472	2	167
9	110	Zakary PETTENDY (NSW) / bikesales.com.au	Yamaha YZF-R3	6	9:31.931	21.458	1.967	1:33.965	3	161
10	39	Glenn NELSON (QLD) / Buddys Pest Control / Dynoverks / XXX Suspension	Yamaha YZF-R3	6	9:31.972	21.499	.041	1:34.205	3	164
11	25	Brodie GAWITH (VIC)	Yamaha YZF-R3	6	9:32.357	21.884	.385	1:33.896	6	164
12	355	Laura BROWN (NSW) / Bikebiz / TheBareBird / S hark Helmets / IXON / Falco Motorcycle Boots	Yamaha YZF-R3	6	9:32.730	22.257	.373	1:33.862	3	163
13	91	Taiyo AKSU (QLD) / OP Racing / MMM Motorcycles	Yamaha YZF-R3	6	9:36.478	26.005	3.748	1:34.146	2	160
14	99	Jacob HATCH (NSW) / Jekyl & Hyde / PTT Lubricants / Addicted to Track / C&C Civil / Vandemon	Yamaha YZF-R3	6	9:37.293	26.820	.815	1:31.457	3	162
15	35	Varis FLEMING (VIC)	Yamaha YZF-R3	6	9:39.614	29.141	2.321	1:34.424	4	167
16	20	Jonathan NAHLOUS (NSW) / Complete AV	Yamaha YZF-R3	6	9:39.853	29.380	.239	1:34.547	6	159
17	7	Zane KINNA (VIC) / MotoGC Yamaha / Dynoverks	Yamaha YZF-R3	6	9:43.695	33.222	3.842	1:35.224	4	162
18	12	Henry SNELL (QLD)	Yamaha YZF-R3	6	9:44.797	34.324	1.102	1:35.737	4	163
NC	59	Tom DRANE (NSW) / Construction Supply Specialists / IC Cons / MD Steel	Yamaha YZF-R3	3	10:48.049	3 Laps		1:31.093	2	164


Fastest Lap was 1:30.739 by Carter THOMPSON (NSW)


New race lap record for R3 class - Previous: 1:31.332 by Max STAUFFER (NSW) on a Yamaha YZF-R3 set on 08/09/18

\*\*\* INITIAL RACE RED FLAGGED ON LAP 2 DUE TO CRASH AT TURN 4 INVOLVING No. 11 (B. DEMMERY). FULL RACE RE-START, BUT RACE REDUCED TO 6 LAPS \*\*\*

The results are provisional until the end of the time limit for protests and appeals.

  
 Chief Timekeeper - Scott Laing

  
 Race Director - Tom Williams

  
 Clerk of Course - Paul Hinds



[www.computime.com.au](http://www.computime.com.au)  
 COMPUTIME RACE TIMING SYSTEMS PTY LTD





# Winton Motor Raceway

## Round 2 : March 12 - 14



Date: 14/03/21  
Event: R16  
Weather: Sunny - Temp: 21.5C  
Track: Dry - Temp: 39.5C

### Race 3

Started at: 16:15:11  
Laps: 6  
Starters: 21  
Printed at: 16:37

### PROVISIONAL LAP TIMES


No	Name	Lap 1	Lap 2	Lap 3	Lap 4	Lap 5	Lap 6
3	Cameron DUNKER (NSW)	1:36.844	<b>1:31.600</b>	1:31.744	1:31.906	1:32.723	1:32.096
7	Zane KINNA (VIC)	1:43.057	1:35.918	1:37.104	<b>1:35.224</b>	1:36.139	1:36.253
12	Henry SNELL (QLD)	1:43.318	1:35.785	1:36.365	<b>1:35.737</b>	1:36.923	1:36.669
20	Jonathan NAHLOUS (NSW)	1:43.419	1:35.365	1:37.097	1:34.876	1:34.549	<b>1:34.547</b>
25	Brodie GAWITH (VIC)	1:40.708	1:34.514	1:34.404	1:34.315	1:34.520	<b>1:33.896</b>
35	Varis FLEMING (VIC)	1:44.010	1:35.160	1:36.336	<b>1:34.424</b>	1:34.735	1:34.949
39	Glenn NELSON (QLD)	1:40.150	1:34.327	<b>1:34.205</b>	1:34.304	1:34.407	1:34.579
50	Carter THOMPSON (NSW)	1:35.311	1:31.027	1:30.826	<b>1:30.739</b>	1:31.341	1:31.229
58	Lucas QUINN (QLD)	1:40.781	<b>1:33.472</b>	1:33.706	1:34.613	1:33.722	1:33.670
59	Tom DRANE (NSW)	1:35.420	<b>1:31.093</b>	7:41.536			
63	Clay CLEGG (NSW)	1:38.863	<b>1:33.096</b>	1:33.892	1:33.234	1:33.472	1:33.370
72	Benjamin BAKER (NSW)	1:36.208	<b>1:31.221</b>	1:31.457	1:31.905	1:31.864	1:32.160
78	Caleb GILMORE (MWT)	1:38.590	1:33.326	1:33.792	1:33.676	1:33.926	<b>1:32.927</b>
91	Taiyo AKSU (QLD)	1:41.718	<b>1:34.146</b>	1:34.649	1:35.084	1:35.050	1:35.831
95	Matthew RINDEL (VIC)	1:38.928	1:33.077	1:33.921	1:33.499	1:33.470	<b>1:33.034</b>
99	Jacob HATCH (NSW)	1:36.577	1:32.802	<b>1:31.457</b>	1:31.724	1:51.429	1:33.304
110	Zakary PETTENDY (NSW)	1:40.151	1:34.075	<b>1:33.965</b>	1:34.309	1:34.913	1:34.518
121	Reece OUGHTRED (VIC)	1:36.636	1:32.193	<b>1:31.510</b>	1:31.883	1:32.535	1:32.512
355	Laura BROWN (NSW)	1:41.111	1:33.971	<b>1:33.862</b>	1:34.768	1:33.902	1:35.116

\*\*\* INITIAL RACE RED FLAGGED ON LAP 2 DUE TO CRASH AT TURN 4 INVOLVING No. 11 (B. DEMMERY). FULL RACE RE-START, BUT RACE REDUCED TO 6 LAPS \*\*\*

The results are provisional until the end of the time limit for protests and appeals.

  
Chief Timekeeper - Scott Laing

  
Race Director - Tom Williams

  
Clerk of Course - Paul Hinds



[www.computime.com.au](http://www.computime.com.au)  
COMPUTIME RACE TIMING SYSTEMS PTY LTD





# Winton Motor Raceway

## Round 2 : March 12 - 14



Date: 14/03/21  
 Event: R16  
 Weather: Sunny - Temp: 21.5C  
 Track: Dry - Temp: 39.5C

### Race 3

Started at: 16:15:11  
 Laps: 6  
 Starters: 21  
 Printed at: 16:37

### PROVISIONAL SPLIT TIMES

Lap	Split 1	Split 2	Split 3	Split 4	Lap Time	Spd	Lap	Split 1	Split 2	Split 3	Split 4	Lap Time	Spd
<b>3 Cameron DUNKER (NSW) (3rd)</b>							1	21.940	16.490	33.600	31.980	1:44.010	20
1	18.019	15.491	32.145	31.189	1:36.844	83	2	<b>13.466</b>	15.742	33.520	32.432	1:35.160	164
2	<b>12.983</b>	15.401	32.066	<b>31.150</b>	<b>1:31.600</b>	166	3	14.170	16.266	33.441	32.459	1:36.336	167
3	13.029	<b>15.293</b>	32.027	31.395	1:31.744	162	4	13.522	<b>15.722</b>	33.238	<b>31.942</b>	<b>1:34.424</b>	162
4	13.039	15.463	32.139	31.265	1:31.906	160	5	13.496	15.829	<b>33.203</b>	32.207	1:34.735	160
5	13.682	15.487	<b>31.880</b>	31.674	1:32.723	160	6	13.475	15.881	33.473	32.120	1:34.949	159
6	13.000	15.553	32.205	31.338	1:32.096	164							
<b>7 Zane KINNA (VIC) (17th)</b>							<b>39 Glenn NELSON (QLD) (10th)</b>						
1	20.025	16.207	33.736	33.089	1:43.057	20	1	18.743	16.017	33.059	32.331	1:40.150	93
2	13.777	16.160	33.462	32.519	1:35.918	158	2	13.453	15.825	32.992	32.057	1:34.327	160
3	14.636	16.261	33.618	32.589	1:37.104	161	3	13.454	<b>15.727</b>	32.902	32.122	<b>1:34.205</b>	164
4	13.613	<b>15.837</b>	<b>33.442</b>	<b>32.332</b>	<b>1:35.224</b>	162	4	13.465	15.891	32.945	<b>32.003</b>	1:34.304	162
5	<b>13.351</b>	16.153	33.692	32.943	1:36.139	161	5	<b>13.417</b>	15.760	<b>32.826</b>	32.404	1:34.407	160
6	13.611	16.068	33.642	32.932	1:36.253	155	6	13.659	15.861	33.010	32.049	1:34.579	158
<b>12 Henry SNELL (QLD) (18th)</b>							<b>50 Carter THOMPSON (NSW) (1st)</b>						
1	20.012	15.995	34.319	32.992	1:43.318	20	1	17.190	15.398	31.621	<b>31.102</b>	1:35.311	52
2	<b>13.493</b>	15.998	33.698	32.596	1:35.785	160	2	<b>12.876</b>	15.318	31.515	31.318	1:31.027	161
3	14.180	16.143	<b>33.256</b>	32.786	1:36.365	163	3	12.954	15.316	31.389	31.167	1:30.826	163
4	13.810	<b>15.851</b>	33.661	<b>32.415</b>	<b>1:35.737</b>	157	4	13.067	<b>15.169</b>	<b>31.308</b>	31.195	<b>1:30.739</b>	162
5	13.588	16.218	33.547	33.570	1:36.923	159	5	13.066	15.377	31.504	31.394	1:31.341	161
6	13.515	15.903	33.962	33.289	1:36.669	157	6	13.020	15.295	31.526	31.388	1:31.229	161
<b>20 Jonathan NAHLOUS (NSW) (16th)</b>							<b>58 Lucas QUINN (QLD) (8th)</b>						
1	20.427	15.932	33.515	33.545	1:43.419	18	1	19.239	15.941	33.644	31.957	1:40.781	88
2	13.390	15.910	33.331	32.734	1:35.365	158	2	<b>13.158</b>	<b>15.691</b>	32.923	<b>31.700</b>	<b>1:33.472</b>	167
3	14.446	16.419	33.268	32.964	1:37.097	155	3	13.324	15.797	<b>32.627</b>	31.958	1:33.706	167
4	13.672	<b>15.708</b>	33.233	<b>32.263</b>	1:34.876	159	4	13.395	15.830	33.311	32.077	1:34.613	160
5	13.334	15.886	<b>32.993</b>	32.336	1:34.549	154	5	13.358	15.752	32.854	31.758	1:33.722	164
6	<b>13.184</b>	15.720	33.202	32.441	<b>1:34.547</b>	156	6	13.440	15.705	32.736	31.789	1:33.670	160
<b>25 Brodie GAWITH (VIC) (11th)</b>							<b>59 Tom DRANE (NSW) (NC)</b>						
1	19.696	15.799	33.040	32.173	1:40.708	90	1	16.907	15.485	31.750	31.278	1:35.420	62
2	13.432	15.778	32.929	32.375	1:34.514	163	2	<b>13.018</b>	<b>15.250</b>	31.623	<b>31.202</b>	<b>1:31.093</b>	163
3	13.605	15.719	<b>32.683</b>	32.397	1:34.404	164	3	13.041	15.343	<b>31.460</b>	6:41.692	7:41.536	164
4	13.402	15.718	32.733	32.462	1:34.315	159	<b>63 Clay CLEGG (NSW) (5th)</b>						
5	13.453	16.003	32.999	<b>32.065</b>	1:34.520	161	1	18.403	15.992	32.570	31.898	1:38.863	88
6	<b>13.371</b>	<b>15.598</b>	32.714	32.213	<b>1:33.896</b>	160	2	<b>13.159</b>	<b>15.550</b>	32.489	31.898	<b>1:33.096</b>	163
<b>35 Varis FLEMING (VIC) (15th)</b>							3	13.345	15.905	32.734	31.908	1:33.892	164
							4	13.269	15.720	32.440	<b>31.805</b>	1:33.234	162

*Scott Laing*  
 Chief Timekeeper - Scott Laing

*Tom Williams*  
 Race Director - Tom Williams

*Paul Hinds*  
 Clerk of Course - Paul Hinds





# Winton Motor Raceway

## Round 2 : March 12 - 14



Date: 14/03/21  
 Event: R16  
 Weather: Sunny - Temp: 21.5C  
 Track: Dry - Temp: 39.5C

### Race 3

Started at: 16:15:11  
 Laps: 6  
 Starters: 21  
 Printed at: 16:37


### PROVISIONAL SPLIT TIMES


Lap	Split 1	Split 2	Split 3	Split 4	Lap Time	Spd	Lap	Split 1	Split 2	Split 3	Split 4	Lap Time	Spd
5	13.167	15.884	32.513	31.908	1:33.472	159	<b>99 Jacob HATCH (NSW) (14th)</b>						
6	13.338	15.746	<b>32.373</b>	31.913	1:33.370	158	1	17.418	15.488	32.012	31.659	1:36.577	71
<b>72 Benjamin BAKER (NSW) (2nd)</b>							2	13.412	15.854	32.041	31.495	1:32.802	162
1	17.138	15.613	32.168	31.289	1:36.208	67	3	<b>13.000</b>	15.432	<b>31.680</b>	31.345	<b>1:31.457</b>	160
2	12.833	<b>15.247</b>	<b>31.885</b>	<b>31.256</b>	<b>1:31.221</b>	165	4	13.149	<b>15.396</b>	31.928	<b>31.251</b>	1:31.724	161
3	<b>12.831</b>	15.370	31.972	31.284	1:31.457	165	5	13.260	33.059	33.025	32.085	1:51.429	162
4	13.055	15.392	32.155	31.303	1:31.905	163	6	13.484	15.783	32.337	31.700	1:33.304	156
5	12.913	15.373	32.245	31.333	1:31.864	163	<b>110 Zakary PETTENDY (NSW) (9th)</b>						
6	12.977	15.430	32.190	31.563	1:32.160	163	1	19.061	15.893	33.070	32.127	1:40.151	94
<b>78 Caleb GILMORE (MWT) (7th)</b>							2	13.385	<b>15.666</b>	32.992	32.032	1:34.075	160
1	18.334	15.909	32.579	31.768	1:38.590	77	3	13.517	15.775	<b>32.729</b>	<b>31.944</b>	<b>1:33.965</b>	160
2	<b>13.080</b>	15.790	<b>32.508</b>	31.948	1:33.326	163	4	<b>13.257</b>	15.805	33.086	32.161	1:34.309	161
3	13.317	15.886	32.703	31.886	1:33.792	163	5	13.504	15.817	33.175	32.417	1:34.913	158
4	13.246	15.807	32.942	31.681	1:33.676	161	6	13.460	15.880	33.109	32.069	1:34.518	158
5	13.169	15.723	32.958	32.076	1:33.926	164	<b>121 Reece OUGHTRED (VIC) (4th)</b>						
6	13.085	<b>15.580</b>	32.637	<b>31.625</b>	<b>1:32.927</b>	163	1	17.754	15.462	32.022	31.398	1:36.636	75
<b>91 Taiyo AKSU (QLD) (13th)</b>							2	13.219	15.528	32.309	<b>31.137</b>	1:32.193	167
1	19.856	16.070	33.332	32.460	1:41.718	21	3	<b>12.901</b>	<b>15.323</b>	<b>31.995</b>	31.291	<b>1:31.510</b>	165
2	13.489	<b>15.891</b>	<b>32.641</b>	<b>32.125</b>	<b>1:34.146</b>	160	4	13.117	15.377	32.195	31.194	1:31.883	165
3	13.451	15.908	32.788	32.502	1:34.649	160	5	13.252	15.488	32.095	31.700	1:32.535	164
4	13.459	15.974	33.200	32.451	1:35.084	157	6	12.978	15.505	32.174	31.855	1:32.512	161
5	<b>13.395</b>	15.993	33.130	32.532	1:35.050	157	<b>355 Laura BROWN (NSW) (12th)</b>						
6	13.522	16.064	33.638	32.607	1:35.831	156	1	19.510	15.818	33.154	32.629	1:41.111	88
<b>95 Matthew RINDEL (VIC) (6th)</b>							2	<b>13.157</b>	15.701	33.173	<b>31.940</b>	1:33.971	163
1	18.481	16.010	32.750	31.687	1:38.928	85	3	13.233	15.642	<b>32.853</b>	32.134	<b>1:33.862</b>	160
2	13.157	<b>15.585</b>	32.660	31.675	1:33.077	167	4	13.274	16.008	33.066	32.420	1:34.768	161
3	13.447	15.863	32.874	31.737	1:33.921	167	5	13.339	15.642	32.900	32.021	1:33.902	158
4	13.307	15.689	32.862	<b>31.641</b>	1:33.499	167	6	13.810	<b>15.584</b>	33.773	31.949	1:35.116	161
5	13.272	15.704	32.853	<b>31.641</b>	1:33.470	165							
6	<b>13.093</b>	15.774	<b>32.506</b>	31.661	<b>1:33.034</b>	165							

\*\*\* INITIAL RACE RED FLAGGED ON LAP 2 DUE TO CRASH AT TURN 4 INVOLVING No. 11 (B. DEMMERY). FULL RACE RE-START, BUT RACE REDUCED TO 6 LAPS \*\*\*

The results are provisional until the end of the time limit for protests and appeals.

  
 Chief Timekeeper - Scott Laing

  
 Race Director - Tom Williams

  
 Clerk of Course - Paul Hinds





**Winton Motor Raceway**  
**Round 2 : March 12 - 14**



Date: 14/03/21  
 Event: R16  
 Weather: Sunny - Temp: 21.5C  
 Track: Dry - Temp: 39.5C

**Race 3**

Started at: 16:15:11  
 Laps: 6  
 Starters: 21  
 Printed at: 16:37

**PROVISIONAL FASTEST LAPS SEQUENCE**

Lap	Race Pos	No	Name	Machine	Fastest Lap	On Lap
1	1	50	Carter THOMPSON (NSW)	Yamaha YZF-R3	1:35.311	1
2	1	50	Carter THOMPSON (NSW)	Yamaha YZF-R3	1:31.027	2
3	1	50	Carter THOMPSON (NSW)	Yamaha YZF-R3	1:30.826	3
4	1	50	Carter THOMPSON (NSW)	Yamaha YZF-R3	1:30.739	4

\*\*\* INITIAL RACE RED FLAGGED ON LAP 2 DUE TO CRASH AT TURN 4 INVOLVING No. 11 (B. DEMMERY). FULL RACE RE-START, BUT RACE REDUCED TO 6 LAPS \*\*\*

The results are provisional until the end of the time limit for protests and appeals.

*Scott Lang*  
 Chief Timekeeper - Scott Lang

*Tom Williams*  
 Race Director - Tom Williams

*Paul Hinds*  
 Clerk of Course - Paul Hinds



[www.computime.com.au](http://www.computime.com.au)  
**COMPUTIME RACE TIMING SYSTEMS PTY LTD**





# Winton Motor Raceway

## Round 2 : March 12 - 14



FINANCIAL SERVICES  
YAMAHA R3 CUP



Date: 14/03/21  
Event: R16  
Weather: Sunny - Temp: 21.5C  
Track: Dry - Temp: 39.5C

### Race 3

Started at: 16:15:11  
Laps: 6  
Starters: 21  
Printed at: 16:37

### PROVISIONAL LAP SHEET


No	Lap Time	Gap	No	Lap Time	Gap	No	Lap Time	Gap	No	Lap Time	Gap
<b>Lap 1</b>			95	1:33.077	5.667	<b>Lap 4</b>			110	1:34.913	18.169
50	1:35.311		110	1:34.075	7.888	50	1:30.739		355	1:33.902	18.370
59	1:35.420	.109	58	1:33.472	7.915	72	1:31.905	2.888	25	1:34.520	19.217
72	1:36.208	.897	39	1:34.327	8.139	3	1:31.906	4.191	91	1:35.050	21.403
99	1:36.577	1.266	355	1:33.971	8.744	121	1:31.883	4.319	99	1:51.429	24.745
121	1:36.636	1.325	25	1:34.514	8.884	99	1:31.724	4.657	35	1:34.735	25.421
3	1:36.844	1.533	91	1:34.146	9.526	63	1:33.234	11.182	20	1:34.549	26.062
78	1:38.590	3.279	20	1:35.365	12.446	78	1:33.676	11.481	7	1:36.139	28.198
63	1:38.863	3.552	7	1:35.918	12.637	95	1:33.499	11.522	12	1:36.923	28.884
95	1:38.928	3.617	12	1:35.785	12.765	110	1:34.309	14.597	<b>Lap 6</b>		
39	1:40.150	4.839	35	1:35.160	12.832	58	1:34.613	14.669	50	1:31.229	
110	1:40.151	4.840	<b>Lap 3</b>			39	1:34.304	15.083	72	1:32.160	4.342
25	1:40.708	5.397	50	1:30.826		355	1:34.768	15.809	3	1:32.096	6.440
58	1:40.781	5.470	72	1:31.457	1.722	25	1:34.315	16.038	121	1:32.512	6.796
355	1:41.111	5.800	3	1:31.744	3.024	91	1:35.084	17.694	63	1:33.370	15.454
91	1:41.718	6.407	121	1:31.510	3.175	35	1:34.424	22.027	95	1:33.034	15.456
7	1:43.057	7.746	99	1:31.457	3.672	20	1:34.876	22.854	78	1:32.927	15.764
12	1:43.318	8.007	78	1:33.792	8.544	12	1:35.737	23.302	58	1:33.670	19.491
20	1:43.419	8.108	63	1:33.892	8.687	7	1:35.224	23.400	110	1:34.518	21.458
35	1:44.010	8.699	95	1:33.921	8.762	<b>Lap 5</b>			39	1:34.579	21.499
<b>Lap 2</b>			58	1:33.706	10.795	50	1:31.341		25	1:33.896	21.884
50	1:31.027		110	1:33.965	11.027	72	1:31.864	3.411	355	1:35.116	22.257
59	1:31.093	.175	39	1:34.205	11.518	121	1:32.535	5.513	91	1:35.831	26.005
72	1:31.221	1.091	355	1:33.862	11.780	3	1:32.723	5.573	99	1:33.304	26.820
3	1:31.600	2.106	25	1:34.404	12.462	63	1:33.472	13.313	35	1:34.949	29.141
121	1:32.193	2.491	91	1:34.649	13.349	95	1:33.470	13.651	20	1:34.547	29.380
99	1:32.802	3.041	12	1:36.365	18.304	78	1:33.926	14.066	7	1:36.253	33.222
78	1:33.326	5.578	35	1:36.336	18.342	58	1:33.722	17.050	12	1:36.669	34.324
63	1:33.096	5.621	20	1:37.097	18.717	39	1:34.407	18.149	59	7:41.536	3 laps
			7	1:37.104	18.915						

\*\*\* INITIAL RACE RED FLAGGED ON LAP 2 DUE TO CRASH AT TURN 4 INVOLVING No. 11 (B. DEMMERY). FULL RACE RE-START, BUT RACE REDUCED TO 6 LAPS \*\*\*

The results are provisional until the end of the time limit for protests and appeals.

  
Chief Timekeeper - Scott Lang

  
Race Director - Tom Williams

  
Clerk of Course - Paul Hinds



www.computime.com.au  
COMPUTIME RACE TIMING SYSTEMS PTY LTD





# Winton Motor Raceway Round 2 : March 12 - 14



Date: 14/03/21  
Event: R16  
Weather: Sunny - Temp: 21.5C  
Track: Dry - Temp: 39.5C

## Race 3

Started at: 16:15:11  
Laps: 6  
Starters: 21  
Printed at: 16:37


### PROVISIONAL LAP CHART


Name	Grid	1	2	3	4	5	6	Name
C. THOMPSON	50	50	50	50	50	50	50	C. THOMPSON
T. DRANE	59	59	59	72	72	72	72	B. BAKER
B. BAKER	72	72	72	3	3	121	3	C. DUNKER
B. DEMMERY	11	99	3	121	121	3	121	R. OUGHTRED
J. HATCH	99	121	121	99	99	63	63	C. CLEGG
R. OUGHTRED	121	3	99	78	63	95	95	M. RINDEL
C. GILMORE	78	78	78	63	78	78	78	C. GILMORE
J. FARNSWORTH	49	63	63	95	95	58	58	L. QUINN
C. DUNKER	3	95	95	58	110	39	110	Z. PETTENDY
M. RINDEL	95	39	110	110	58	110	39	G. NELSON
C. CLEGG	63	110	58	39	39	355	25	B. GAWITH
L. QUINN	58	25	39	355	355	25	355	L. BROWN
L. BROWN	355	58	355	25	25	91	91	T. AKSU
G. NELSON	39	355	25	91	91	99	99	J. HATCH
B. GAWITH	25	91	91	12	35	35	35	V. FLEMING
Z. PETTENDY	110	7	20	35	20	20	20	J. NAHLOUS
T. AKSU	91	12	7	20	12	7	7	Z. KINNA
J. RUSSO	32	20	12	7	7	12	12	H. SNELL
H. SNELL	12	35	35	59				
L. WATERS	181							
J. NAHLOUS	20							
V. FLEMING	35							
Z. KINNA	7							
S. DAVIS	77							
J. PORT	45							

\*\*\* INITIAL RACE RED FLAGGED ON LAP 2 DUE TO CRASH AT TURN 4 INVOLVING No. 11 (B. DEMMERY). FULL RACE RE-START, BUT RACE REDUCED TO 6 LAPS \*\*\*

The results are provisional until the end of the time limit for protests and appeals.

  
Chief Timekeeper - Scott Lang

  
Race Director - Tom Williams

  
Clerk of Course - Paul Hinds



[www.computime.com.au](http://www.computime.com.au)  
COMPUTIME RACE TIMING SYSTEMS PTY LTD





# Winton Motor Raceway

## Round 2 : March 12 - 14



Date: 14/03/21  
 Event: R16  
 Weather: Sunny - Temp: 21.5C  
 Track: Dry - Temp: 39.5C

### Race 3

Started at: 16:15:11  
 Laps: 6  
 Starters: 21  
 Printed at: 16:37


### PROVISIONAL BEST PARTIAL TIMES


Pos	Split 1		Split 2		Split 3		Split 4		LAP		Ideal	Fastest
	Name	Time	Name	Time	Name	Time	Name	Time	Name			
1	B. BAKER	12.831	C. THOMPSON	15.169	C. THOMPSON	31.308	C. THOMPSON	31.102	C. THOMPSON	1:30.455	1:30.739	
2	C. THOMPSON	12.876	B. BAKER	15.247	T. DRANE	31.460	R. OUGHTRE	31.137	T. DRANE	1:30.930	1:31.093	
3	R. OUGHTRE	12.901	T. DRANE	15.250	J. HATCH	31.680	C. DUNKER	31.150	B. BAKER	1:31.219	1:31.221	
4	C. DUNKER	12.983	C. DUNKER	15.293	C. DUNKER	31.880	T. DRANE	31.202	C. DUNKER	1:31.306	1:31.600	
5	J. HATCH	13.000	R. OUGHTRE	15.323	B. BAKER	31.885	J. HATCH	31.251	J. HATCH	1:31.327	1:31.457	
6	T. DRANE	13.018	J. HATCH	15.396	R. OUGHTRE	31.995	B. BAKER	31.256	R. OUGHTRE	1:31.356	1:31.510	
7	C. GILMORE	13.080	C. CLEGG	15.550	C. CLEGG	32.373	C. GILMORE	31.625	C. GILMORE	1:32.793	1:32.927	
8	M. RINDEL	13.093	C. GILMORE	15.580	M. RINDEL	32.506	M. RINDEL	31.641	M. RINDEL	1:32.825	1:33.034	
9	L. BROWN	13.157	L. BROWN	15.584	C. GILMORE	32.508	L. QUINN	31.700	C. CLEGG	1:32.887	1:33.096	
10	L. QUINN	13.158	M. RINDEL	15.585	L. QUINN	32.627	C. CLEGG	31.805	L. QUINN	1:33.176	1:33.472	
11	C. CLEGG	13.159	B. GAWITH	15.598	T. AKSU	32.641	L. BROWN	31.940	L. BROWN	1:33.534	1:33.862	
12	J. NAHLOUS	13.184	Z. PETTENDY	15.666	B. GAWITH	32.683	V. FLEMING	31.942	Z. PETTENDY	1:33.596	1:33.965	
13	Z. PETTENDY	13.257	L. QUINN	15.691	Z. PETTENDY	32.729	Z. PETTENDY	31.944	B. GAWITH	1:33.717	1:33.896	
14	Z. KINNA	13.351	J. NAHLOUS	15.708	G. NELSON	32.826	G. NELSON	32.003	G. NELSON	1:33.973	1:34.205	
15	B. GAWITH	13.371	V. FLEMING	15.722	L. BROWN	32.853	B. GAWITH	32.065	T. AKSU	1:34.052	1:34.146	
16	T. AKSU	13.395	G. NELSON	15.727	J. NAHLOUS	32.993	T. AKSU	32.125	J. NAHLOUS	1:34.148	1:34.547	
17	G. NELSON	13.417	Z. KINNA	15.837	V. FLEMING	33.203	J. NAHLOUS	32.263	V. FLEMING	1:34.333	1:34.424	
18	V. FLEMING	13.466	H. SNELL	15.851	H. SNELL	33.256	Z. KINNA	32.332	Z. KINNA	1:34.962	1:35.224	
19	H. SNELL	13.493	T. AKSU	15.891	Z. KINNA	33.442	H. SNELL	32.415	H. SNELL	1:35.015	1:35.737	

\*\*\* INITIAL RACE RED FLAGGED ON LAP 2 DUE TO CRASH AT TURN 4 INVOLVING No. 11 (B. DEMMERY). FULL RACE RE-START, BUT RACE REDUCED TO 6 LAPS \*\*\*

The results are provisional until the end of the time limit for protests and appeals.

  
 Chief Timekeeper - Scott Lang

  
 Race Director - Tom Williams

  
 Clerk of Course - Paul Hinds



[www.computime.com.au](http://www.computime.com.au)  
 COMPUTIME RACE TIMING SYSTEMS PTY LTD







# Winton Motor Raceway

## Round 2 : March 12 - 14



### FINANCIAL SERVICES YAMAHA FINANCE R3 CUP PROVISIONAL ROUND POINTS



ASBK.COM.AU f t i y

#### YAMAHA R3 CUP

Pos	No	Name	Rnd 2 Race 1	Rnd 2 Race 2	Rnd 2 Race 3	Total
1	50	Carter THOMPSON	25	20	25	70
2	72	Benjamin BAKER	11	25	20	56
3	78	Caleb GILMORE	16	16	14	46
4	3	Cameron DUNKER	13	14	18	45
5	121	Reece OUGHTRED	9	17	17	43
6	59	Tom DRANE	17	18		35
7	11	Brandon DEMMERY	18	15		33
8	25	Brodie GAWITH	12	8	10	30
9	95	Matthew RINDEL		13	15	28
10	99	Jacob HATCH	20		7	27
11	49	Jake FARNSWORTH	14	12		26
12	58	Lucas QUINN		11	13	24
13	355	Laura BROWN	15		9	24
14	110	Zakary PETTENDY		10	12	22
15	39	Glenn NELSON	4	7	11	22
16	12	Henry SNELL	10	9	3	22
17	63	Clay CLEGG	5		16	21
18	35	Varis FLEMING	7	3	6	16
19	7	Zane KINNA	8	4	4	16
20	91	Taiyo AKSU	3	2	8	13
21	20	Jonathan NAHLOUS	2	5	5	12
22	181	Liam WATERS		6		6
23	77	Sam DAVIS	6			6

*Scott Lang*  
Chief Timekeeper - Scott Lang

*Tom Williams*  
Race Director - Tom Williams

*Paul Hinds*  
Clerk of Course - Paul Hinds



[www.computime.com.au](http://www.computime.com.au)  
COMPUTIME RACE TIMING SYSTEMS PTY LTD





**Winton Motor Raceway**  
**Round 2 : March 12 - 14**



FINANCIAL SERVICES  
**YAMAHA FINANCE R3 CUP**

**PROVISIONAL PROGRESSIVE SERIES POINTS**



**YAMAHA R3 CUP**

Pos	No	Name	Rnd 2 Race 1	Rnd 2 Race 2	Rnd 2 Race 3	Total
1	50	Carter THOMPSON	25	20	25	70
2	72	Benjamin BAKER	11	25	20	56
3	78	Caleb GILMORE	16	16	14	46
4	3	Cameron DUNKER	13	14	18	45
5	121	Reece OUGHTRED	9	17	17	43
6	59	Tom DRANE	17	18		35
7	11	Brandon DEMMERY	18	15		33
8	25	Brodie GAWITH	12	8	10	30
9	95	Matthew RINDEL		13	15	28
10	99	Jacob HATCH	20		7	27
11	49	Jake FARNSWORTH	14	12		26
12	58	Lucas QUINN		11	13	24
13	355	Laura BROWN	15		9	24
14	110	Zakary PETTENDY		10	12	22
15	39	Glenn NELSON	4	7	11	22
16	12	Henry SNELL	10	9	3	22
17	63	Clay CLEGG	5		16	21
18	35	Varis FLEMING	7	3	6	16
19	7	Zane KINNA	8	4	4	16
20	91	Taiyo AKSU	3	2	8	13
21	20	Jonathan NAHLOUS	2	5	5	12
22	181	Liam WATERS		6		6
23	77	Sam DAVIS	6			6

*Scott Lang*  
 Chief Timekeeper - Scott Lang

*Tom Williams*  
 Race Director - Tom Williams

*Paul Hinds*  
 Clerk of Course - Paul Hinds



[www.computime.com.au](http://www.computime.com.au)  
**COMPUTIME RACE TIMING SYSTEMS PTY LTD**





# Winton Motor Raceway Round 2 : March 12 - 14



Date: 14/03/21  
Event: R16  
Weather: Sunny - Temp: 21.5C  
Track: Dry - Temp: 39.5C

## Race 3


Started at: 16:15:11  
Laps: 6  
Starters: 21  
Printed at: 16:37


### PROVISIONAL RACE INFORMATION


Time	Description
15:59:50	SIGHTING LAP STARTED / PIT EXIT OPEN FOR 1 MINUTE
16:00:51	PIT EXIT CLOSED
16:01:52	BIKES ON GRID
16:02:35	WARM UP LAP STARTED
16:05:03	Event Start
16:05:28	Race Direction: Start is under investigation
16:06:13	Rider 49 (Jake FARNSWORTH) CRASHED TURN 6 - RIDER UP
16:08:42	Rider 99 (Jacob HATCH) JUMP START PENALTY - 10 seconds
16:08:54	Red Flag
16:09:21	Event Finish
16:09:54	RED FLAG DUE TO CRASH AT TURN 4 (No. 11- B. DEMMERY) - RE-START PENDING
16:11:08	1 WARM UP LAP / 6 LAP RACE
16:12:51	WARM UP LAP STARTED
16:15:11	Event Start
16:19:50	Rider 59 (Tom DRANE) CRASHED TURN 10 - RIDER UP
16:21:24	Track temps : Finish - 39.0 / Int 1 - 40.4 / Int 2 - 36.4 / Int 3 - 36.3
16:22:18	Rider 99 (Jacob HATCH) CRASHED TURN 3 - RIDER UP - RESUMED
16:24:22	Chequered Flag
16:28:49	POSITIONS 5 & 6 ALTERED ON VIDEO REVIEW
16:31:09	Event Finish

\*\*\* INITIAL RACE RED FLAGGED ON LAP 2 DUE TO CRASH AT TURN 4 INVOLVING No. 11 (B. DEMMERY). FULL RACE RE-START, BUT RACE REDUCED TO 6 LAPS \*\*\*

The results are provisional until the end of the time limit for protests and appeals.

  
Chief Timekeeper - Scott Laing

  
Race Director - Tom Williams

  
Clerk of Course - Paul Hinds



[www.computime.com.au](http://www.computime.com.au)  
COMPUTIME RACE TIMING SYSTEMS PTY LTD

